

# Foundation Programme in Literacy, Numeracy and Skills (FPLNS)

## HINDI

### GRADE 7

#### Educator's Guidelines

Theme:  
**MUSIC AND ENTERTAINMENT**



Ministry of Education and Human Resource  
in collaboration with  
Mahatma Gandhi Institute

2025





# Table of content

Guide to Educators .....	ii
Resources .....	iii
Activity 1: Listen and repeat the song.....	1
Activity 2: Identify, spell and read.....	2
Activity 3: Cut and paste.....	3-6
Activity 4: Spell and trace the words.....	7
Activity 5: Read and copy the words.....	8
Activity 6: Matching.....	9
Activity 7: Word decoding .....	10
Activity 8: Word formation.....	11
Activity 9: Choose the correct syllable.....	12
Activity 10: Fill in the blanks.....	13
Activity 11: Encircle and write the word.....	14
Activity 12: Tick the word.....	15
Activity 13: Write the correct word.....	16
Activity 14: Dot to dot drawing and colouring.....	17
Activity 15: Word search puzzle.....	18
Activity 16: Picture description and oral questions.....	19-20

# Guide to Educators

## Theme: Music and Entertainment



### 1 Learning outcomes

- Recognize different musical instruments (flute / veena / dholak / guitar / jhaal and tabla).
- Understand the basic words related to music and entertainment.
- Read simple sentences with correct pronunciation and intonation.
- Produce simple sentences correctly.

### 2 Activities

- Trace the words
- Matching
- Fill in the blanks
- Dot-to-dot drawing and Colouring
- Word search puzzle
- Picture description
- Form sentences
- Identify the words
- Cut and paste

### 3 Resources

- Use pictures, flashcards and videos to illustrate each musical instrument.
- Create a visual chart and vocabulary words to display in the classroom.

### 4 Assessment

- Observation (Monitor student participation and engagement during the activities)
- Oral participation (Singing and responding to questions)

## Focus:

**Listening and Speaking  
Reading and Writing**

### Tips to Educators

**Encourage and guide  
students using appropriate  
teaching resources.**

### Specific Learning Outcomes

- Listen attentively the words related to the theme.
- Identify the name of musical instruments through pictures.
- Engage in speaking activities.
- Read the name of the musical instruments through pictures correctly.
- Write the words using the correct alphabets.

## Activity 1: Listen and repeat the song.

- **Listening and Singing activities:**
- The educator reads the lyrics aloud.
- The educator plays the song.
- The students listen and repeat the song.
- The educator introduces the following action verbs:
  - To sing:
  - To dance:

**Song - <https://youtu.be/k8s-N7V131FQ?>**

**Nani Teri Morni ko Mor Le Gaye /Hindi rhyme by jingle Toons.**

### LYRICS OF SONG

नानी तेरी मोरनी को मोर ले गए , बाकी जो बचा था काले चोर  
ले गए (2)

खाके-पीके,मोटे-होके चोर बैठे रेल में, चोरों वाला डिब्बा  
कटकर पहुँचा सीधा जेल में (2)

**Song - <https://youtube.com/watch?> Clap your hands**

**Nursery Rhyme Kids song in Urdu/Hindi.**

### LYRICS OF SONG

जब तुम खुश हो तो बजाओ तालियाँ (2)

जब तुम खुश हो तो बताओ, सारी दुनिया को दिखाओ ।

जब तुम खुश हो तो बजाओ तालियाँ ।

## Activity 2: Identify, spell and read.

### Reading and Speaking activities:

- The educator reads the words aloud.
- The students identify the words through pictures.
- The students spell and read aloud the name of each musical instrument.



बाँसुरी



वीणा



तबला



ढोलक



झाल



गिटार

### Activity 3: Cut and paste.


#### Reading and Hands-on activities:

- The students study the table below under the guidance of the educator.
- The students cut the pictures of the musical instruments on page 4 and paste them to the corresponding numbers on the clock on page 6.

Musical Instruments बाजा	Numbers संख्या
बाँसुरी	6
वीणा	2
तबला	10
झाल	8
ढोलक	4
गिटार	12







#### Activity 4: Spell and trace the words.



##### Reading and Writing activities:

- The educator spells the words aloud.
- The students read and trace the words.

बाँसुरी बाँसुरी बाँसुरी बाँसुरी बाँसुरी बाँसुरी

वीणा वीणा वीणा वीणा वीणा वीणा

तबला तबला तबला तबला तबला तबला

झाल झाल झाल झाल झाल झाल

ढोलक ढोलक ढोलक ढोलक ढोलक ढोलक

गिटार गिटार गिटार गिटार गिटार गिटार

### Activity 5: Read and copy the words.



#### Reading and Writing activities:

- The educator reads the words aloud.
- The students read and copy the words five times.

बाँसुरी.....

वीणा .....

तबला.....

झाल .....

ढोलक.....

गिटार .....

## Activity 6: Matching.

### Reading activity:

The students:

- match the pictures with corresponding words.
- read aloud the name of each musical instrument repeatedly under the guidance of the educator.



बाँसुरी



गिटार



तबला



झाल



दोलक



वीणा

## Activity 7: Word decoding.

### Reading and Writing activities:

The students:

- look at the pictures and read the words aloud under the guidance of the educator.
- decode the given words and write the letters.



बाँसुरी → बाँ + सु + री



वीणा → .....+.....



तबला → .....+.....+.....



झाल → .....+.....



ढोलक → .....+.....+.....



गिटार → .....+.....+.....

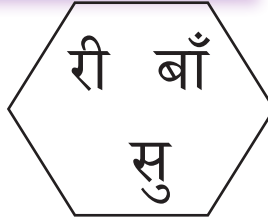
## Activity 8: Word formation.

### Reading and Writing activities:

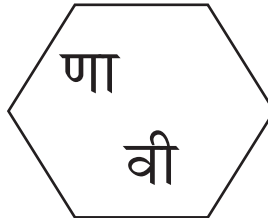
The students:

- pronounce the letters.
- rearrange the letters and write the correct word for each picture.
- read the words aloud.

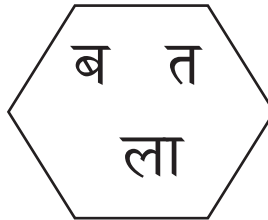
.....



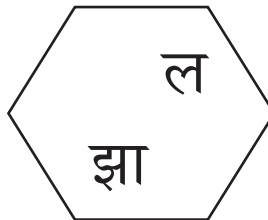
.....



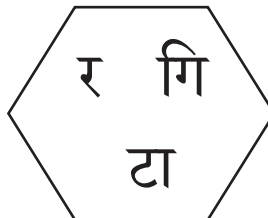
.....



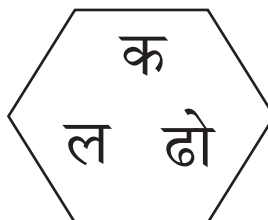
.....



.....



.....



### Activity 9: Choose the correct syllables.

#### Reading and Writing activities:

The students:

- choose the correct syllable from the brackets and fill in the blanks.
- read the words aloud under the guidance of the educator.

1. बाँ.....री (सू, सु)

2. वी..... (ना, णा)

3. त .....ला (ब, व)

4. गि ....र. (टा, ता)

5. ....ल (झा, जा)

6. ....लक (ढो, दो)

## Activity 10: Fill in the blanks.

### Reading and Writing activities:

- The students look at the pictures and write the missing syllables in the blank space.



....सुरी



वी.....



तब .....



.... ल



गिट्टा ....



ढोल...

### Activity 11: Encircle and write the word.

#### Reading and Writing activities:

- The educator reads each sentence aloud.
- The students repeat the sentences.
- The students encircle the correct word from the brackets write it in the blank space.

1. दादाजी ..... बेचते हैं। (बाँसुरी ,बासुरी, बाँसूरी )
2. यह रवि की .....है। (विणा, वीना ,वीणा)
3. शैवी .....बजाती है। (तबला, तबेला, टबला)
4. सुहावी ..... (गितर,गिटार गीटर ) साफ़ करती है।
5. पिताजी ..... (झाल ,जाल , झाला ) बजाते हैं।
6. माँ ..... (ढोलाक ,ढोलक ,दोलक) लाती है।

## Activity 12: Tick the correct word.

### Reading and Writing activities:

- The students tick the correct word corresponds to the picture and read aloud the word repeatedly.



तबला

बाँसुरी



वीणा

झाल



ढोलक

तबला



गिटार

सितार



ढोलक

वीणा



तबला

झाल

### Activity 13: Write the correct word.

#### Reading and Writing activities:

The students:

- write the correct words that correspond to the pictures.
- read aloud the sentences.

( वीणा, झाल , बाँसुरी, गिटार , तबला , ढोलक)



यह ..... है



यह ..... है ।



यह ..... है ।



यह ..... है ।



यह ..... है ।



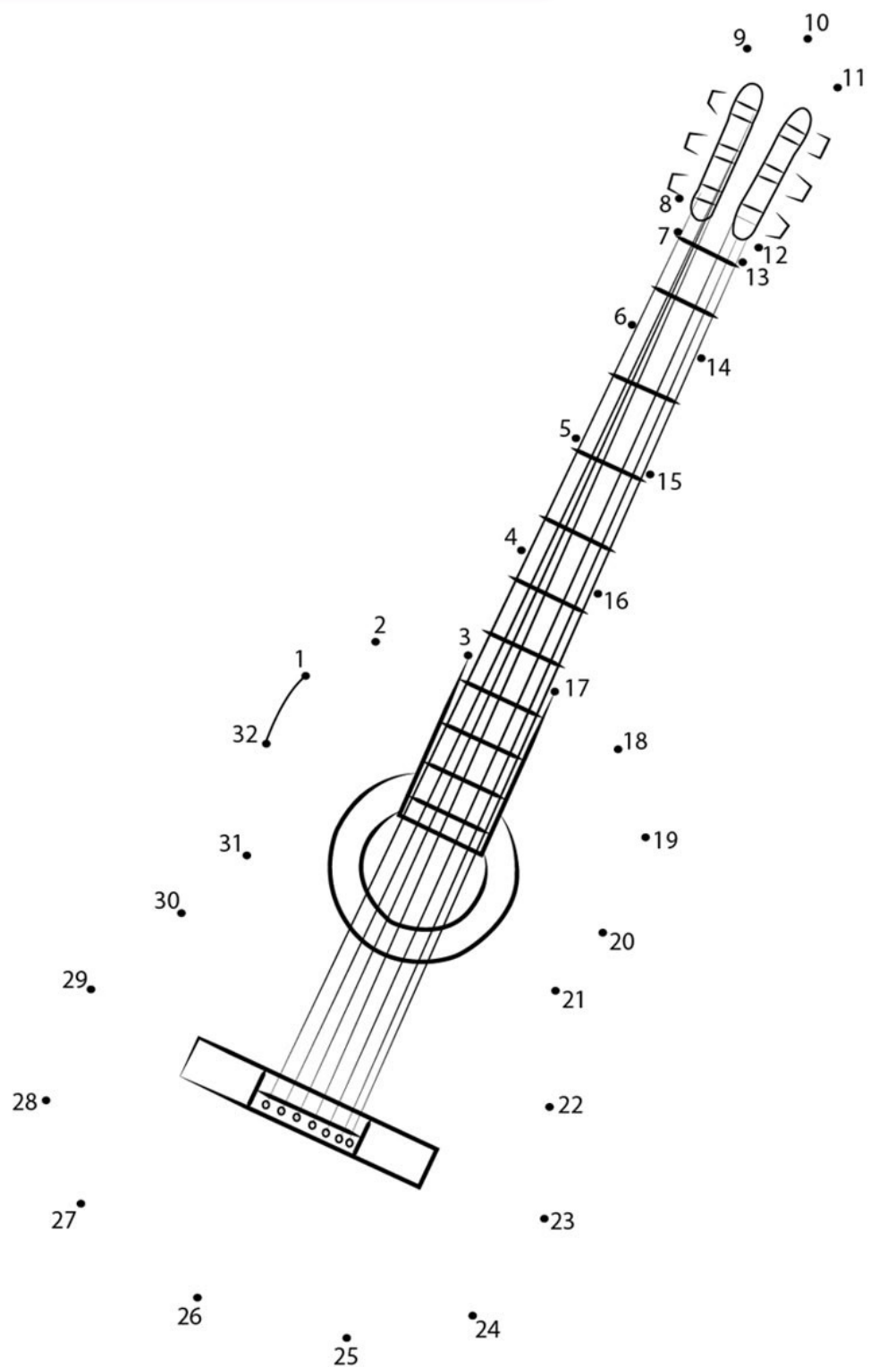
यह ..... है ।

## Activity 14: Dot to dot drawing and colouring.

### Writing and Speaking activities:

The students:

- join the dots and colour the picture.
- write the name of the musical instrument.
- form sentences orally.



### Activity 15: Word Search Puzzle.

#### Reading and Writing activities:

- The educator reads the given words aloud and the students repeat.
- The students find the listed words hidden within the grid, the words can be found horizontally, vertically or diagonally.

(वीणा ,गिटार ,तबला ,बाँसुरी ,ढोलक ,झाल )

क	च	प	त	ब	ला	म	ग
र	झा	द	स	छ	व	न	घ
स	ल	ट	थ	फ	य	ठ	ब
ज	ऋ	श	प	य	ढो	ल	क
र	बाँ	ज्ञ	त्र	ख	ध	भ	अ
टा	म	सु	इ	प	ज	वी	ऊ
गि	आ	प	री	ह	क	द	णा

**Activity 16: Picture description and oral questions.**



## Activity 16: Picture description and oral questions.

### Listening and Speaking activities:

The educator:

- guides the students to observe the given picture.
- uses prompts to help the students to describe the picture.

### Questions

1. When we celebrate world music day?

हम कब विश्व संगीत दिवस मनाते हैं ?

2. What can you see in the picture?

इस चित्र में क्या-क्या है ?

3. Name the musical instruments?

कुछ बाजों के नाम बताइए ?

4. Which Hindi song you like most?

आपको कौन-सा हिन्दी गाना अधिक पसंद है?

5. Which musical instrument you like most?

आप कौन-सा बाजा अधिक पसंद करते हैं ?

6. Which musical instruments are there in your school?

आपके विद्यालय में कौन-कौन से बाजे हैं ?

# **Foundation Programme in Literacy, Numeracy and Skills (FPLNS)**

**Ministry of Education and Human Resource  
in collaboration with  
Mahatma Gandhi Institute**

**2025**